



## Built-in fridge with freezer section 102,5 x 56cm 5CH240FE0

### Performance and consumption

- Energy Efficiency Class: E
- Net capacity 187 l
- Net fridge capacity total: 172 l
- Net capacity freezer: 15 l
- Energy consumption: 147 kWh/a
- Climateclass: SN-ST
- Super Freezing: Yes
- Freezing capacity: 3 kg / 24h
- Storage time in power failure: 10 h

### Design

- Door on door

- LED interior light

### Convenience & Safety

- LED electronic control
- 1 Compressor /1 independent cooling system
- Automatic defrost in the refrigerator section
- manual defrost in the freezer section
- Super-cooling

### Fridge Compartment

- 4 safety glass shelves, of which 3 are height adjustable
- 4 door trays

### Dimensions

- Niche Dimension (H x B x T): 122,5 cm x 56.0 cm x 55.0 cm
- Appliance Dimensions ( H x B x T): 122,1 cm x 56.0 cm x 55.0 cm

### Technische Informationen

- Door hinge right, changeable
- Connection Rating: 90 W
- 220 - 240 Volt

### Included accessories

### Optional accessories

### Alternative colors available

### Technical Data

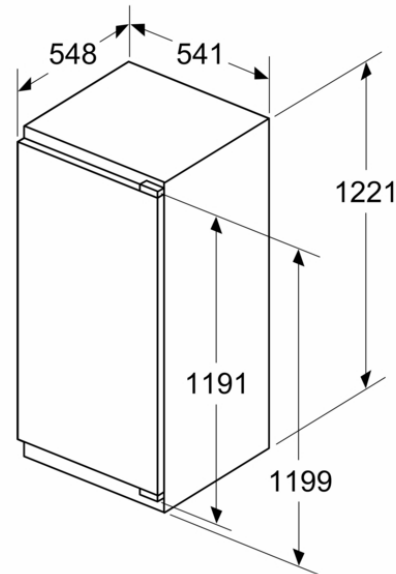
#### Ausstattungsmerkmale

Built-in / Free-standing : Built-in  
 Number of compressors : 1  
 Number of independent cooling systems : 1  
 Width of the appliance (mm): 541  
 High of the appliance (mm) : 1221  
 Depth of the appliance (mm) : 548  
 Net weight (kg) : 43,6  
 Required niche size for installation (H x B x T) (mm) : 1225 x 560 x 550  
 Door panel options : Not possible  
 Door hinge : Right reversible  
 Number of Adjustable Shelves in fridge compartment : 3  
 Shelves for Bottles: No  
 Frost free system : No  
 Interior ventilator: No  
 Reversible Door Hinge : Yes  
 Length electrical supply cord (cm) :230  
 Noise level dB(A) re 1 pW) : 35  
 Multi-Flow Air Tower : No  
 Energy saving function: No  
 Fast cooling switch : Yes  
 Fast freezing switch : No  
 Temperature Controlled Drawer : No  
 Humidity Control Drawer : Yes  
 Number of Door Bins - Refrigerator : 4  
 Door bin adjustability - Refrigerator : No  
 Tilt-out door bins in fridge : No  
 Motorized Shelf : No  
 Door opened indicator freezer : No  
 Automatic motor-driven ice-maker : No  
 Power supply(W) : 90  
 Current (A) : 10  
 Voltage (V) : 220-240  
 Frequency (Hz) : 50  
 Approval certificates : CE, UKCA, VDE  
 Art der Installation : Vollintegrierbar  
 Schalleistung (dB(A) re 1 pW) : 35  
 Energy Star Qualified : No  
 Plug type: Schuko-/Gardym.Erdung  
 Dimensions of the packed product (cm) :129,0 x 62,0 x 64,0  
 Net weight (Kg):43,6  
 Gross weight (Kg) : 46,8

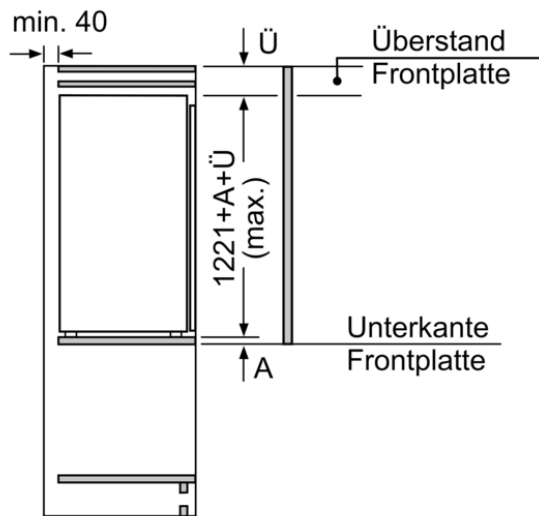
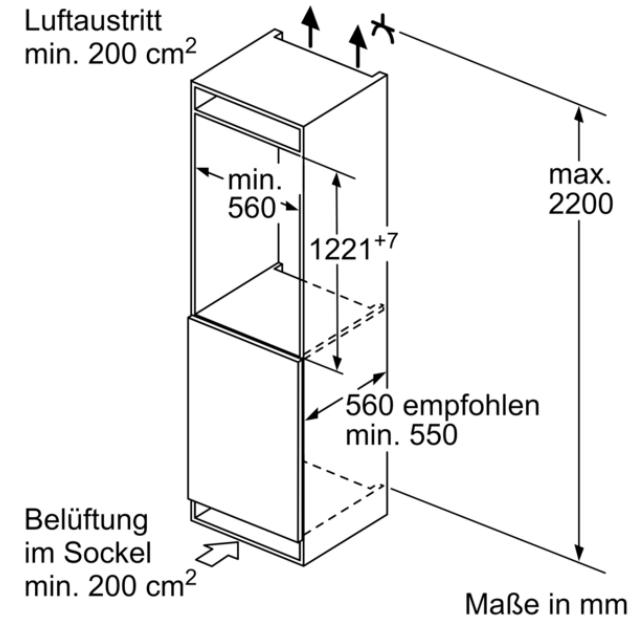
Einbau-Kühlschrank mit Gefrierfach, 122.5 x 56 cm, Flachscharnier  
5CH240FE0



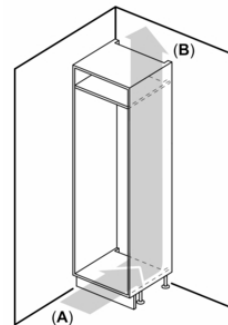
Maße in mm



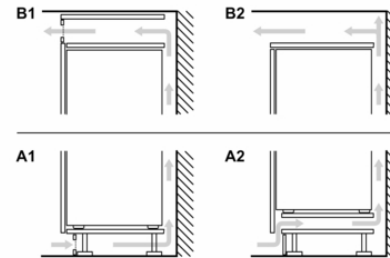
Luftaustritt  
min. 200 cm<sup>2</sup>



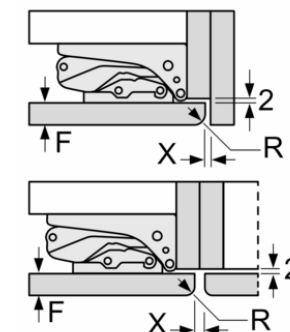
Maße in mm



A: Air inlet  $\geq 200$  cm<sup>2</sup>; Ventilation options  
B: Air outlet  $\geq 200$  cm<sup>2</sup>; Ventilation options



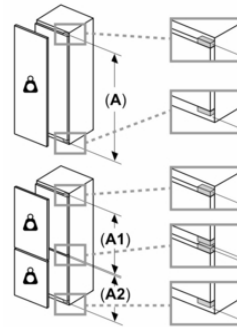
Maße in mm  
Empfehlung Spaltmaße für Flachscharnier



F	R	X
16-19	0-3	2,5
20	0-1	3
	2-3	2,5
21	0-1	3
	2-3	2,5
22	0	4
	1	3,5
	2-3	3

Die in der Tabelle empfohlenen Spaltmasse sind einzuhalten, um eine kollisionsfreie Öffnung der Gerätetüre zu gewährleisten und Beschädigungen am Küchenmöbel zu vermeiden.

Einbau-Kühlschrank mit Gefrierfach, 122.5 x 56 cm, Flachscharnier  
5CH240FE0



### Maximal zulässiges Gewicht der Möbelfronten

Montierte Möbelfronten, die das zulässige Gewicht überschreiten, können zu Beschädigungen und zu Funktionsbeeinträchtigung am Scharnier führen

- Δ Gewicht
- A: Gerätetürhöhe inklusiv Scharniere in mm
- B: Ungedämpftes Scharnier, Möbelfront in kg
- C: Gedämpftes Scharnier, Möbelfront in kg

A	B	C
1500-1750	22	22
720-1400	19	19
<b>A1</b>	15	19
<b>A2</b>	15	19